

Happy August Everyone!

In the blink of an eye the summer is nearing.....shedding some tears inside thinking about that. It sure was good to get away last weekend and enjoy the outdoors! I hope you are enjoying your summers.

Thank you again to all of you for your support this last month! I appreciate the in person and online support! The summer has been a whirlwind, but also has been great again. We always craft and create a lot here in the Hive and online. I couldn't do it without ALL of you! THANK YOU SO VERY MUCH! You all are the best. I know you can choose who you shop through and take classes with and I always appreciate when you pick me.

Kay Warren was the winner of the half off bundle, Season of Chic. This prize was awarded for sharing a FB video and being in the VIP group. Please reach out to me if you're on my team or placed an order with me in the last 6 months and you're not in the VIP group. I would love to add you. The Mystery Card Night drawing was held a couple weeks ago, and **Trinket Troy, Freda Filz, and Elaine Olin** won prizes. The Top Fan prizes for July went to **Linda Hodge, Linda Hall, Francis Rodriguez, and Barbara Godbee.** **Barb Johnson** won the June Monthly Creative Challenge Drawing and **Angela Knudson** won the July Class Card Challenge. August Top Fan prizes went to Lori Ransom, Dawn Funk, Linda Grady, and Phaline Mays. The Monthly Creative Challenge prize for August went to Carla Lake and the Class Card Challenge went to Hildenell Vilchez...wow! Plus all the cards I made during lives were won and the door prizes from the Facebook Live classes....so many prizes! Congratulations to all!!

The Scavenger Hunt Winner will be announced most likely on Tuesday when I do Tip Tuesday. ☺

Upcoming Classes – I'd love for you to join in for some stamping fun!

Stamping with ME = FUN


Please RSVP to me as soon as you know you're going to attend class, so I can plan the number of kits to prepare for class and ensure there is space and a set of kits for you.

I have Facebook Live Online classes on Thursday nights....and some Monday nights or afternoons...and some Friday nights...and Sunday afternoons for those that aren't local. I'd love for you to join me live or catch the replay. Please RSVP for online classes if you want to make the cards along with me. Please note – the central source to look for what classes are coming up is always at cardsbychrisb.com – go to the Events calendar

Email chrismbertram@msn.com, call / text to 920-960-4390 or pop me a FB message. You can see my whole schedule online at cardsbychrisb.com in the newsletters link. Please note that the amounts shown below for class fees are if paid with cash or check at class. There's a lot coming up this month.

Host Codes Used to get Classes for FREE!

I provide kits for classes for free if the minimum amount is purchased in an order and the host code is used. In the past, if you forgot to add it before checking out, I or you could call Stampin' Up! to have it added to qualify for the class. Going forward, they are limiting it to 10 per month. Please do your best to get it added before checking out. ☺ You can always find the current host code at cardsbychrisb.com and go to the events link. It is on the right side on computers and under the calendar if you're on your phone. See the screenshot on the next page to see where it is located....under the photo of me. I have some past classes still available and don't worry if you forget and qualify with the minimum amount because I'll send you one of the amazing past classes as a gift and thank you. You could contact SU directly if you catch it right after you submit it and they most likely would add it for you – call 800-stampup.



Christine Bertram

I'm a paper crafter, card designer, class instructor, and stamping enthusiast!

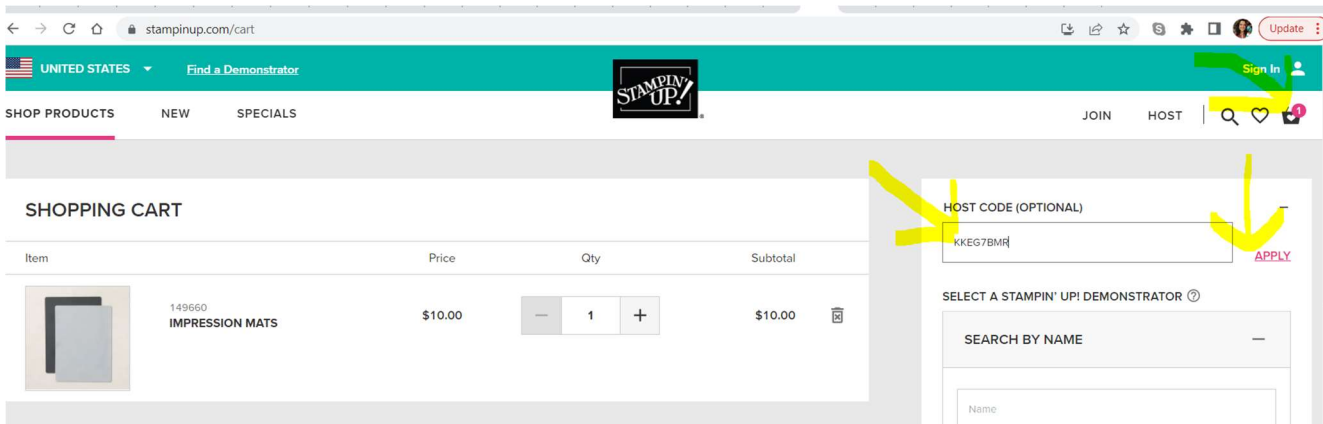


Independent Stampin' Up!
Demonstrator Since 2013
Fond du Lac, Wisconsin, USA
920-960-4390

Use this Host Code/Link
when ordering online:
CKK4G79P

[https://www.stampinup.com?
hostcode=CKK4G79P](https://www.stampinup.com?hostcode=CKK4G79P)

Click [HERE](#) to go to the website directly.



The easiest way to register for a class is to RSVP to Christine at 920-960-4390 (text/call) or chrismbertram@msn.com as soon as you know you want to attend. I can add you to the class list and verify the amount needed to order or to be paid and confirm there is space in the class. This gives you the option to get the 'cash' discount pricing.

You can also register via the cardsbychrisb.com website and use your credit card to pay. A small convenience fee is charged then.

Class Schedule

You can always find a copy of the current class schedule in a pdf format in the newsletter section at CardsbyChrisb.com – go to newsletters - this is where you can always find an up-to-date copy.

New Holiday Catalog

July–December 2022
MINI CATALOG



Share and celebrate every season of life with brand new products from the July–December 2022 Mini Catalog! Find the perfect something for autumn, winter, spring, and every occasion in between.

With the turn of every page, you'll find stunning product suites, inspiring project ideas, and the kind of coordination you can't find anywhere else. Get started on expressing your creativity through preorder.

The catalog is in full swing! I hope you are loving the new sensational seasonal selection!

I have copies of the catalogs for customers who have purchased from me within the last 6 months or so. I plan to have them ready for porch pick up by the middle of June or they will be mailed out with the class kit packages that are going out soon. If you are a discount shopper/demonstrator, SU sent you a copy. The new mini Holiday Catalog goes live for customers Friday July 1st, while discount shoppers/demonstrators can preorder starting June 1st.

The Catalog Launch Parties are set for this week and the last in person will be held tomorrow, 8/6. I hope you have enjoyed making these fun fold cards with me.

I uploaded the sample recipes for the Holiday Mini (JD) and the Annual Catalog to the Newsletters section on the cardsbychrisb.com website. Check it out if you're ever curious what SU uses when they make cards/projects featured in these catalogs.

I have the schedule of classes through December pretty much set.....remember, it's not set in stone because things can come up. Use it as a guide to plan what you want to attend. I always send an email, a reminder, and usually a last call for each class. I also create a FB event for each class and the master of all truth for classes lies in the calendar of events on the cardsbychrisb.com website. Always RSVP with me in case a time/day/location happens to change so I can get in touch with you, and you aren't left in the dark.

Scavenger Hunts

We'll go over the Holiday Catalog Scavenger Hunt answers and announce the winner on Tuesday, the 9th, when I do Tip Tuesday. To be entered into the drawing for the secret hidden question reply with your answer to what your favorite childhood memory is. Mine is going to grandma and grandpa's house and staying overnight. Grandma made the best Rhubarb muffins with the cinnamon brown sugar on top...so yummy!

Holiday Catalog Designer Series Paper Sampler – 1 left that needs a happy home

What a great way to showcase all the Designer Series Paper from the new Holiday Catalog that Stampin' Up! offers! Whether you are an avid customer or a Stampin' Up! demonstrator, this DSP Sampler will help you with your crafting and creating over the next year. I plan to keep a set on hand to show lovely customers when they attend class in person or online. I also plan to keep a set in my crafting room to help me while I'm creating those masterpieces by helping me easily identify the colors in each set and refer to them often to see all the patterns and coordinating card stock colors at a glance. You'll get a Basic White sheet printed with each of the Designer Series Papers shown below, as well 2" x 2" pieces of each Designer Series Paper for all. In addition, you will receive piece of the coordinating card stock colors for each pack. Assemble with liquid glue or Stampin' Seal and you will have everything you need to assemble your DSP Sampler.

You can find more details and pricing for it at - <https://www.cardsbychrisb.com/events/holiday-catalog-dsp-sampler-cards-by-christine-holiday-mini-2022>

Holiday Catalog Product Shares – I could make these up easily if anyone is interested

What a great way to get it ALL without having to buy it ALL. Whether you are a customer or a Stampin' Up! demonstrator/discount shopper, this share will help you with your crafting and creating. Get a sampling of almost everything when you sign up for each of the ala cart options in the product share or select one or two pieces of the pie.

There are 3 ala cart options including: papers & more, ribbons, and embellishments. Each option has its own price, and you will be able to add them individually to your cart. Make sure to add the shipping option if you need your share mailed to you.

Registration for the product share can be made via [cardsbychrisb.com](https://www.cardsbychrisb.com) and paid via credit card. There is a small cash discount for payments made with anything other than credit. Please contact me at 920-960-4390 or chrismbertram@msn.com if you prefer to pay with a cash, check, or an electronic option and to get that pricing. I'll reach out to collect the difference if a 'cash' option is used and a fee is charged to me. The cash/check option is provided as an option to you to save the convenience charge.

All the details and to pay via credit card can be found on the events calendar on July 2nd once they are determined. I'm shooting to have everything determined by the second week of June.

Sale-A-Bratton



The Sale-A-Bratton Brochure will be a great tool for you to use during Sale-A-Bratton. It clearly outlines what is available, how each item can be earned, and the qualifying purchase amounts for each product.

Shopping During Sale-A-Bratton

Through the online store, SU made the Sale-A-Bratton shopping experience better than ever before! When you reach the qualifying purchase amount required to earn a free Sale-A-Bratton item, SU will let you know by highlighting the "rewards" icon. This will allow you to choose from multiple reward options depending on the total amount of your shopping cart. Before checking out, you can easily select which products you want!

There are two Sale-A-Bratton spending categories: a \$50 USD spend and a \$100 USD spend. When you spend at least \$50 USD, you have the chance to choose a \$50 USD spend Sale-A-Bratton product for free! When you spend at least \$100 USD, you have the chance to choose a \$100 USD spend Sale-A-Bratton product—or two \$50 USD spend products—for free. The more you spend, the more choices you have!

More to Sale-A-Brate

There are even more products now available to shop, earn, and redeem during Sale-A-Bratton. Don't miss out on these great products and incredible deal, so take a look at the newly added products by going to the newsletters section of my website to see them - <https://cardsbychrisb.squarespace.com/newsletters-and-files>

Sale-A-Bratton Board Drawings

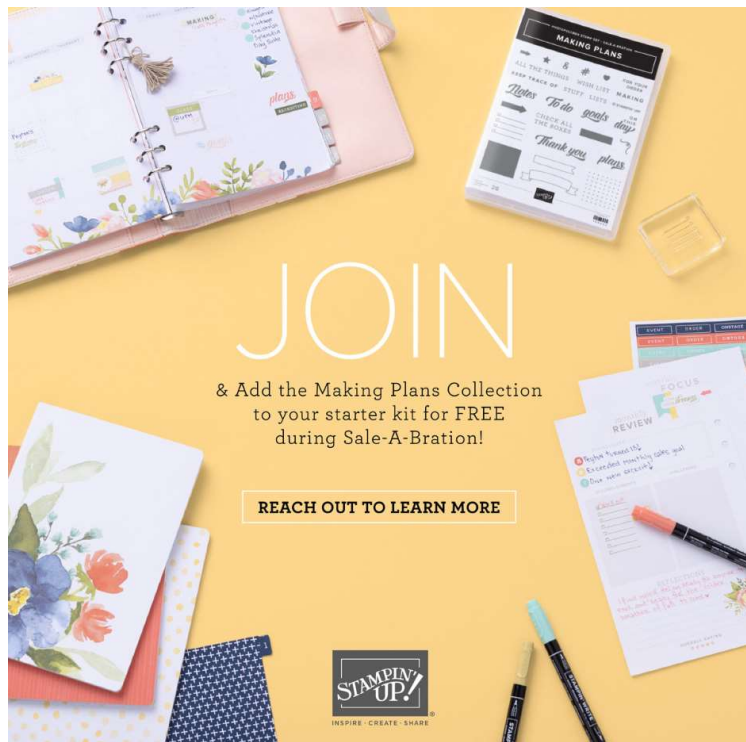
Amy Ponce, Jody Stormoen, Shirley Malarkey, and Kathy King have each won a \$25 shopping spree for having their numbers drawn from the board...yay! The drawing for the 5th board will happen tomorrow...yay!

Hosting During Sale-A-Bration

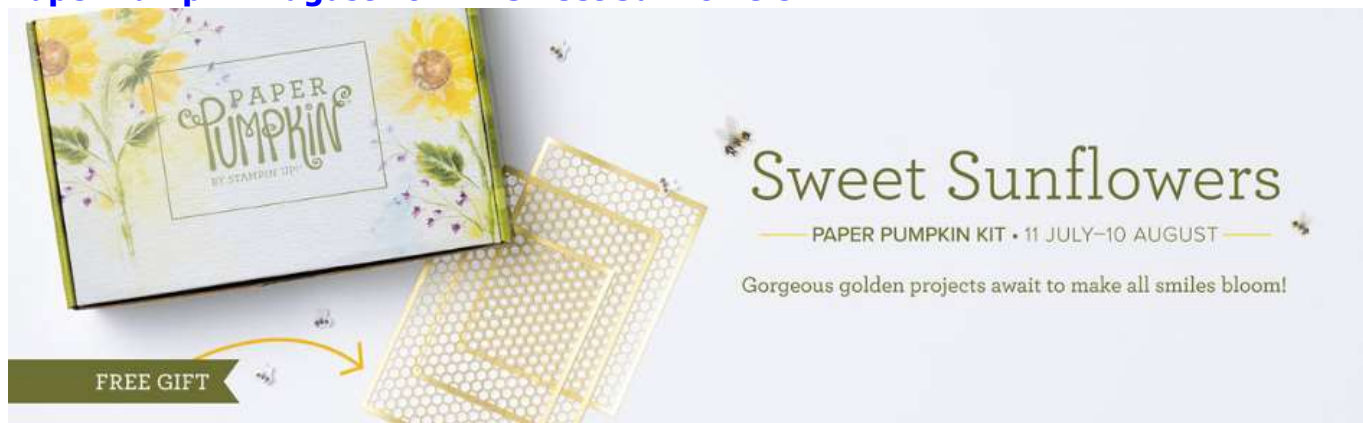
Hosting is even more rewarding during Sale-A-Bration season. When you host a party and reach a certain amount in sales (see the chart on the host page in the July–December 2022 Mini Catalog for more information), you can earn the Perfect Pomegranate Stamp Set (item 159899) for free! Even if you reach this certain amount on your own outside of a party, you can earn the same stamp set for free through the online store. You'll simply add it to your cart the same way you would with any other Sale-A-Bration product!

Joining During Sale-A-Bration

If you decide to sign up as a Stampin' Up! Discount Shopper/ Demonstrator during Sale-A-Bration, you'll get the Making Plans Collection to add to your Starter Kit—for free! There couldn't be a better time to join the Stampin' Up! family.



Paper Pumpkin August 2022 – Sweet Sunflowers



Here comes the sun(flower) for a crafting experience you won't forget! The Sweet Sunflowers Paper Pumpkin Kit has so much in store—elegant watercolor designs hand-crafted by our in-house artists, TWO Classic Stampin' Spots for a Two-Step stamping experience, and the all-new twist technique to make your floral designs come alive with depth and detail!

And the August Paper Pumpkin Kit includes the Gold Foil Honeycomb Sheets as a FREE gift that will add the perfect golden accent to any card or project. We can't wait to see the bee-utiful projects you'll create!

ITEM NUMBER	BUNDLE NAME	BUNDLE PRICE	DIES ITEM	DIES ITEM NAME	PRICE	STAMP ITEM	STAMP ITEM NAME	PRICE
162526	Apple Harvest (EN)	\$53.00 USD \$72.75 CAD	160255	Apple Blossoms Dies	\$35.00 USD \$48.00 CAD	159944	Apple Harvest	\$24.00 USD \$33.00 CAD
162527	Le temps des pommes (FR)	\$53.00 USD \$72.75 CAD	160255	Apple Blossoms Dies	\$35.00 USD \$48.00 CAD	159947	Le Temps Des Pommes (FR)	\$24.00 USD \$33.00 CAD
162519	Fresh Cut Flowers	\$50.25 USD \$69.25 CAD	160251	Fresh Cut Stems Dies	\$34.00 USD \$47.00 CAD	159018	Fresh Cut Flowers	\$22.00 USD \$30.00 CAD
162521	This Birthday Piggy	\$48.50 USD \$67.50 CAD	160254	Playful Piggy Dies	\$31.00 USD \$43.00 CAD	159107	This Birthday Piggy	\$23.00 USD \$32.00 CAD
162522	Trimming The Tree (EN)	\$46.75 USD \$64.75 CAD	160256	Tree Trimming Dies	\$34.00 USD \$47.00 CAD	158972	Trimming The Tree	\$18.00 USD \$25.00 CAD
162524	Sapin bien garni (FR)	\$46.75 USD \$67.50 CAD	160256	Tree Trimming Dies	\$34.00 USD \$47.00 CAD	160244	Sapin bien garni (FR)	\$18.00 USD \$25.00 CAD
162520	Waterfall Canyon	\$53.00 USD \$72.75 CAD	160252	Waterfall Canyon Dies	\$37.00 USD \$51.00 CAD	158927	Waterfall Canyon	\$22.00 USD \$30.00 CAD
162529	Yeti To Party (EN)	\$41.25 USD \$57.50 CAD	160253	Yeti Dies	\$28.00 USD \$39.00 CAD	159826	Yeti To Party	\$18.00 USD \$25.00 CAD
162530	Gentil yéti (FR)	\$41.25 USD \$57.50 CAD	160253	Yeti Dies	\$28.00 USD \$39.00 CAD	159828	Gentil yéti (FR)	\$18.00 USD \$25.00 CAD

The Kits Collection

New Kits Added – Kindness Cards Kit



Kits Collection by Stampin' Up! is the perfect program beginner crafters with its variety and all-inclusive projects. Stampin' Up continues to strengthen that variety by regularly adding new kits to the offering. With that, they are excited to announce the latest Kits Collection addition.

New Kit Added – Cozy and Bright

Celebrate the season with a card kit that has everything you need to wish those you love a merry Christmas and a joyous New Year. Don't let the holidays overwhelm you—get your all-inclusive kit and make quick multiples everyone will love!

Celebrate
the season
ALL IS
Cozy & Bright
May this holiday
warm your heart

WISHING YOU A
merry christmas
ORANGE YOU GLAD
it's christmas
happy christmas
& A JOYOUS NEW YEAR

160338

COZY & BRIGHT KIT

\$23 USD | \$32 CAD

Available starting 3 August 2022

Available in English and French

UNBOXING VIDEO

INSTRUCTIONAL PDF

SHAREABLE IMAGE

(EN | FR)

Kit Includes:

- Cozy & Bright Photopolymer Stamp Set
- Acrylic Stamp Block
- Classic Stampin' Spot: Poppy Parade

- Predesigned projects
- Step-by-step instructions
- Precut pieces (No prep work! Get right to crafting). Including printed die-cut sheets: sticker adhesive sheets & non-adhesive sheets
- Makes 12 cards of 1 design
- Gold foil accents
- Folded card size: 5-1/2" x 4-1/4" (14 x 10.8 cm)
- 12 preprinted envelopes
- Enough adhesive to complete projects
- Linen thread
- A 9-7/8" x 6-1/2" x 2-3/4" (25.1 x 16.5 x 7 cm) printed designer box for storage or crafting on the go
- Product colors: Cajun Craze, Early Espresso, Evening Evergreen, Garden Green, Poppy Parade, Pumpkin Pie

Other new kits that were added recently show below.

STAMPING KITS



160171

THE BEST REMEDY

\$23 USD | \$32 CAD

Available in English and French.

[UNBOXING VIDEO](#)

[INSTRUCTIONAL PDF](#)

[SHAREABLE IMAGE](#)

(EN | FR)



160168

LOVE THIS MEMORY NOTEBOOK KIT

\$25 USD | \$34 CAD

Also available in French.

[UNBOXING VIDEO](#)

[INSTRUCTIONAL PDF](#)

[SHAREABLE IMAGE](#)

(EN | FR)

Nourish and Flourish Kit

CRAFT FOR A CAUSE

\$3 US | \$4 CA
DONATION TO FOOD
SCARCITY WITH EVERY
NOURISH & FLOURISH KIT
PURCHASED!



CRAFT FOR A CAUSE

Help us make a difference with the Nourish & Flourish Kit! Food scarcity is an issue facing communities across the globe. And with your help, we hope to make a difference. With every Nourish & Flourish kit purchased by you, we're donating \$3 to organizations fighting to end food scarcity.

The Nourish & Flourish Kit is made of your spring picnic dreams. With a deliciously bright color palette you'll love creating the springtime cards while knowing your crafting is making a difference!

- Kit includes 9 embossed card bases—3 each in 3 designs—and 9 coordinating envelopes
- Includes sticker sheets, die cuts, and die-cut labels
- Includes an insulated 9" x 6-1/2" x 6-1/4" (22.9 x 16.5 x 15.9 cm) lunch bag
- Finished card size: 5-1/2" x 4-1/4" (14 x 10.8 cm)
- Coordinating colors: Calypso Coral, Daffodil Delight, Old Olive, Petal Pink, Pool Party, Shaded Spruce

Recognizing Everyday Heroes



Everyday Heroes invites you to celebrate, honor, and appreciate the special actions people make to show you they care.

The Everyday Heroes campaign focuses on the people who make small differences that touch our lives. These are the people who hold open a door, pay it forward in a fast-food line, or simply smile and say hello. We honor and celebrate the everyday heroes who go out of their way to show how much they care about others. This campaign is a way to appreciate the little acts of kindness that make a world of difference. Join Stampin' Up! in celebrating, honoring, and recognizing the work of everyday heroes in your life.

Stampin' Up! has lots of ways to help you show the people in your life how much they mean to you. Whether you are celebrating a special occasion, marking an anniversary, or just letting someone know that you appreciate all they do, we have stamps, dies, and embellishments to help. There's something for every level of crafter to show the most important people in your life just how special they are.

Everyday Heroes is about showing appreciation to the everyday heroes who make life more meaningful through their acts of service or kindness. Because Everyday Heroes is an awareness movement, there is no product or discount attached.

The campaign runs 3 May 2022 to 30 June 2022.

SU offers many options with handmade sentiments that let the everyday heroes in your life know how much they are appreciated. This focus shares ideas for gifting and celebrating with cards, boxes, and tags. There's something for every level of crafter and every hero we honor, both online and in our catalogs.

Next Used Stamp Sale – November 2022

The next Used Stamp / Scrapbooking & Accessories Sale will be held at the Masonic Center in Fond du Lac, WI, on Saturday, November 26thMark your calendars now.

Selling - Please see the selling guidelines by going to the Newsletters section on my website. Important notes: please use a light painters tape or masking tape to mark the prices and your three initials. That way

we can pull it off easily to keep track of what sold for who. Use quarter increments. Let me know if you still plan to drop off anything. I will need orders by the day after the sale for customers who sell anything. Also, since I'm no longer storing everything after the sale, you are welcome to bring whatever you'd like to sell including wood stamps...remember that people generally don't buy them so price them to sell.

Buying - Show up during the sale to shop the used stamp sale as well as check out the Small Business Saturday Showcase that I'm cohosting with some friends.

The selling guidelines document can be found on my website at <https://cardsbychrisb.squarespace.com/newsletters-and-files>

The event can be found at - <https://cardsbychrisb.squarespace.com/events/used-stamping-scrapping-and-accessories-sale-nov-2022>

Customer Swap Group

The customer swap group is in full swing and they are loving it. There are 13 swapping in **August**...wow! Since it is a month-to-month swap, anyone can join in the fun at any time. All you need to do is let me know you're interested, and I'll add you to the Facebook group for this group. They're already working on the cards for **August**, but you can always get in for the **September** cards.

Bow Makers and Glue Holders

I have bow makers available for anyone interested. They are \$8 each plus shipping which is usually \$5. Email me if you are interested in getting either one. I can always add one to a package of card kits going out and save you a little on the shipping. I have Bee Creative caddies with no waiting list now...yay! Reach out if you would like to purchase one.

Personalized Stamps

I hope those that have ordered personalized stamps through Kelly are liking them. For those that are interested in ordering any type of personalized stamp, like for the backs of your cards or for your return address on envelopes it isn't too late to order. Kelly is continuously receiving orders for them and orders them once a sheet fills up. You can reach out to her directly via email at lamb101715@gmail.com if you would like to see what is available or if you would like something special designed. You don't need to include me in the correspondence....this is her baby now. Just pop her an email asking her to send you what she has to get started. She'll let you know specific pricing.

Gift Certificates Are Always Available

Looking for the perfect gift for your crafty friend or family member?? Is someone looking for something to buy you for your birthday? Stampin' Up! products and class passes make the perfect gifts. Let them know that I sell gift certificates and now they can be purchased directly from my online store (cardsbychrisb.com) or by contacting me directly. I can also coordinate the shopping part if they would prefer you open a gift. I'm here to help make it easy to give you the perfect gift! Gift certificates or class passes are always fun to get and use!

Facebook Notifications

If you like my page and are not seeing posts in your newsfeed, then you should check your settings to ensure notifications are turned on and that your setting is set to standard and not highlights. Some even set the default to see first, then you are guaranteed to see my stuff and that is amazing when the clearance rack is updated.

Visit My Blog at www.cardsbychrisb.com for more details and pictures of cards for upcoming classes.

You'll find all the current catalogs, events, and host code at cardsbychrisb.com.

I hope you were as excited to read the news as I was to write it. Thank you so much for your continued support! You are what makes my job so great!

Happy Stamping and Big Hugs!

Christine