

## Happy October Everyone!

The weather is turning cooler, the leaves are changing color....fall is upon us. I'm not ready to pull out the jacket, but soon I won't have a choice. We have one more weekend ahead of us with amazingly warm temperatures. I'm looking forward to it.

Every month I thank you for your continued support and every month I mean it. September 30<sup>th</sup> was the last day of the month, quarter, and year. All of you helped me finish strong with orders and team activity. You all are amazing! I look forward to Saturday, November 12<sup>th</sup> when SU announces where everyone finished for the year. I can't wait to share with all of you how we did.

Thank you again to all of you for your support this last month! I appreciate the in person and online support! The summer was amazing and I'm happy I got to craft and create so much with you! I couldn't do it without ALL of you! THANK YOU SO VERY MUCH! You all are the best. I know you can choose who you shop through and take classes with and I always appreciate when you pick me.

Just a note to all in case you missed it....the Lives are now happening in YouTube and the links are being shared to the newsfeed in Facebook. We're at 1,180 subscribers.....going for 1,500 by October 31 to give away a second bundle....we still have time.

**Anne Miller** was the winner of the half off bundle, **Leaves of Holly**. This prize was awarded for sharing a FB video and being in the VIP group. Please reach out to me if you're on my team or placed an order with me in the last 6 months and you're not in the VIP group. I would love to add you. The **September** Newsletter \$10 product gift certificate was won by **Sue Voltz**. The Mystery Card Night drawing was held, and **Deanne Estelle and Sharon Land** won prizes. The Top Fan prizes for September went to **Deb Norman, Penny Powell, Judy Dean, and Christina Bromee**. **Barb Johnson** won the **September** Monthly Creative Challenge Drawing and **Karen Forward** won the **September** Class Card Challenge. **Gloria Miick** won the Santa Express Bundle at half off and **Tammy Steckling** won the Joyful Flurry for the Free Shipping Ordering Prize. Plus all the cards I made during lives were won and the door prizes from the Facebook Live classes....so many prizes! Congratulations to all!!

## Upcoming Classes – I'd love for you to join in for some stamping fun!

### Stamping with ME = FUN

Please RSVP to me as soon as you know you're going to attend class, so I can plan the number of kits to prepare for class and ensure there is space and a set of kits for you.

I have Facebook Live Online classes on Thursday nights....and some Monday nights or afternoons...and some Friday nights...and Sunday afternoons for those that aren't local. I'd love for you to join me live or catch the replay. Please RSVP for online classes if you want to make the cards along with me. Please note – the central source to look for what classes are coming up is always at [cardsbychrisb.com](http://cardsbychrisb.com) – go to the Events calendar

**Email [chrismbertram@msn.com](mailto:chrismbertram@msn.com), call / text to 920-960-4390 or pop me a FB message.** You can see my whole schedule online at [cardsbychrisb.com](http://cardsbychrisb.com) in the newsletters link. Please note that the amounts shown below for class fees are if paid with cash or check at class. There's a lot coming up this month.

### Host Codes Used to get Classes for FREE!


I provide kits for classes for free if the minimum amount is purchased in an order and the host code is used. In the past, if you forgot to add it before checking out, I or you could call Stampin' Up! to have it added to qualify for the class. Going forward, they are limiting it to 10 per month. **Please do your best to get it added before checking out.** ☺ You can always find the current host code at [cardsbychrisb.com](http://cardsbychrisb.com) and go to the events link. It is on the right side on computers and under the calendar if you're on your phone. See the screenshot on the next page to see where it is located....under the photo of me. I have some past classes still available and don't worry if you forget and qualify with the minimum amount because I'll send you one of the amazing past classes as a gift and thank you. You could contact SU directly if you catch it right after you submit it and they most likely would add it for you – call **800-stampup**.

**October 2022**

SU	MO	TU	WE	TH	FR	SA
						1 Card Making Benefit
2 3p Team Auction - Sale-a-Bration	3 Stampin' BINGO	4 Cara Class	5 Fui, Fui, Fui, Folds	6 Fui, Fui, Fui, Folds	7 Fui, Fui, Fui, Folds	8 Fui, Fui, Fui, Folds
9	10 1p Let's Just Stamp Card Class Featuring Apple Harvest - Online 6:15p Club Class	11	12 1p October Monthly Card Making Class with Christine - In Person - Wed 1 pm 6p October Monthly Card Making Class with Christine - In Person - Wed 6 pm	13 Cards by Christine	14	15 10a October Monthly Card Making Class with Christine - In Person 1p Sweetest Christmas Card Class - In Person
16 You're Invited to a Socially Responsible Swap Party	17 Mini Card Making Event	18 Let's Just Stamp	19 Autumn Buncatured Buncatured Buncatured Card Class	20 Autumn Buncatured Buncatured Buncatured Card Class	21 See Happy Stampers	22 8a Seasonal Card Buffet - In Person Morning Session 12:15p Seasonal Card Buffet - In Person Afternoon Session
23 CARD CLASS	24 CARD CLASS	25	26 Stampin' BINGO	27 PAPER PUMPKIN Facebook Live	28	29
30	31					

**Christine Bertram**

I'm a paper crafter, card designer, class instructor, and stamping enthusiast!




Independent Stampin' Up!  
Demonstrator Since 2013  
Fond du Lac, Wisconsin, USA  
920-960-4390

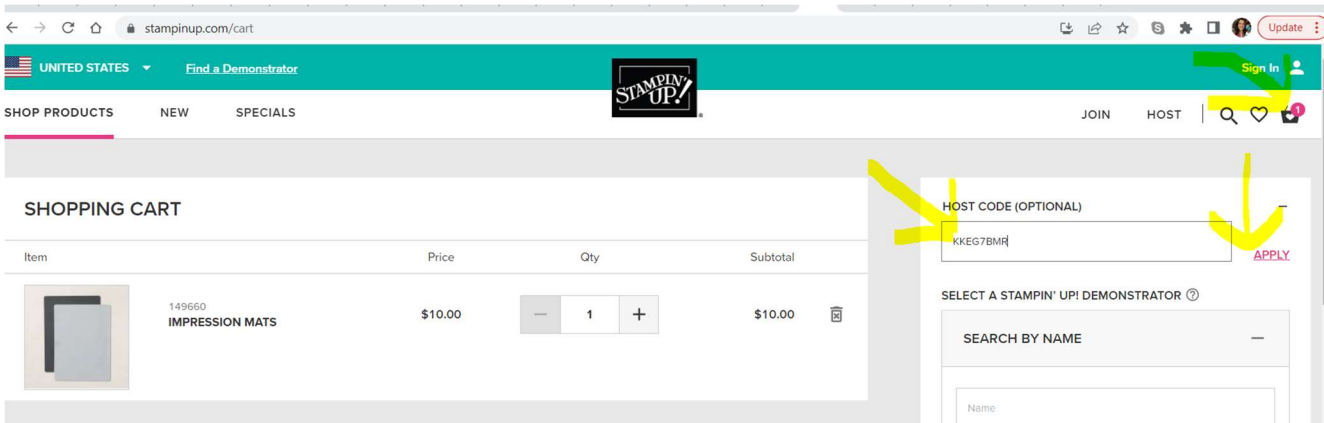
Use this Host Code/Link when ordering online:  
**QU6ZCMPB**

<https://www.stampinup.com/?hostcode=QU6ZCMPB>

Click **HERE** to go to the website directly.

(AS OF 10/20/22)





**The easiest way to register for a class is to RSVP to Christine** at 920-960-4390 (text/call) or [chrismbertram@msn.com](mailto:chrismbertram@msn.com) as soon as you know you want to attend. I can add you to the class list and verify the amount needed to order or to be paid and confirm there is space in the class. This gives you the option to get the 'cash' discount pricing.

You can also register via the [cardsbychrisb.com](http://cardsbychrisb.com) website and use your credit card to pay. A small convenience fee is charged then.

### Class Schedule

You can always find a copy of the current class schedule in a pdf format in the newsletter section at [CardsbyChrisb.com](http://CardsbyChrisb.com) – go to newsletters - this is where you can always find an up-to-date copy.

## Clearance Rack Refresh!

The Clearance Rack will be refreshed with new items this past Tuesday. Supplies are limited, and with discounts up to 60%, products will go quickly. Make sure to shop early to find the best selection of items. Orders placed with the minimum amount and using the current host code found at [cardsbychrisb.com](http://cardsbychrisb.com) can get a class for free with minimum product amount ordered. Check out the events calendar above or at [cardsbychrisb.com](http://cardsbychrisb.com) to see what is coming up.

## Starter Kit +



It's a fabulous time to join Stampin' Up! New team members will get even MORE FREE products in their customizable Starter Kit. Between 4–31 October, those who sign up can get ~~\$125 USD + \$165 CAD~~ **\$155 USD** worth of products for only **\$99 USD** + free business supplies + free shipping + all the fun being a part of Stampin' Up! Use the resources provided below to spread the word before time runs out!

Check out what being a discount shopper / demonstrator all entails by going to [cardsbychrisb.com](http://cardsbychrisb.com) and click on JOIN MY TEAM. There is a lot of information on my website that you can read up on. I'm always here if you have additional questions. I'd love for you to join my AMAZING team, the BEE HAPPY STAMPERS!

- No risk - try a demonstrator/discount shopper kit through March
- Save 20% on personal purchases
- Choose which demonstrator perks to enjoy
- ADD the new Birthday KIT and new exclusive demonstrator early release products (Fitting Florets) to the kit if you want - you can pick from the Holiday Catalog, Annual Catalog, Clearance Rack, Kit Collection Kits, Prerelease products (everything except HOST items!!)
- Join for the discount, for the community, for the perks for any reason - all welcome on my team.

## Paper Pumpkin October 2022 – Ho Ho Ho



'Tis the season to make your own Christmas cards with the Ho Ho Ho Paper Pumpkin Kit! This kit contains whimsical designs of Santa and his reindeer in a classic Christmas color palette which is sure to match various styles of holiday décor and look great on mantles everywhere.

Each kit contains enough supplies to create 9 festive cards—3 each of 3 designs—and 9 coordinating envelopes. These cards are sure to bring the warm holiday spirit.

And word from the North Pole is that this kit coordinates with next month's Paper Pumpkin tag kit and the

special add-on product! With so much coordination between products, you'll have a breeze at creating a cohesive look for all your holiday gifting needs. Make this season the most wonderful time of the year for your loved ones—and for yourself!

This kit includes:

- Ho Ho Ho Photopolymer Stamp Set
- Early Espresso Classic Stampin' Spot
- Printed card bases
- Printed envelopes
- Printed die cuts
- Die-cut labels
- Iridescent foil die-cut snowflakes
- Vellum
- Vanilla expoy dots
- Adhesive dots
- Mini Dimensionals

Card size: 4-1/4" x 5-1/2" (10.8 x 14 cm)

Coordinating Stampin' Up! colors: Bermuda Bay, Cherry Cobbler, Crumb Cake, Early Espresso, Shaded Spruce, Sweet Sorbet, Very Vanilla

Subscription Information - Buy a 1, 3, 6, or 12 month prepaid subscription through me or subscribe at [mypaperpumpkin.com/en/?demoid=2127905](https://mypaperpumpkin.com/en/?demoid=2127905) by **October 10th** and you will receive the **October** kit. DO

**NOT FEAR IF YOU MISSED THE DEADLINE** - I have a handful available in the Hive that could be picked up or shipped out. They are \$26 plus \$7 for shipping.

To Subscribe – Go to the link above on the link above OR - you can get a 1 month, 3 month, 6 month, or 12 month prepaid subscription in my online store (save money on 3, 6, and 12 month subscriptions)

## Fitting Florets –



Add just the right touch of elegance to any occasion, including Christmas and seasonal celebrations, with the sweet Fitting Florets Collection. From color schemes to sentiments and embellishments to dies, these unique products blend together so that your cards and crafts fit whatever occasion you might need. Send birthday wishes, express your gratitude, or spread Christmas cheer—with so many options to mix and match you'll be set no matter the celebration all year!

Starting 1 November 2022, customers can order items from the Fitting Florets Collection. All items in the collection can be ordered separately. No limits apply during the customer sales period.

The following exclusive products are only available while supplies last:

- Framed & Festive Cling Stamp Set (item 160888)\*
- Fitting Florets Designer Series Paper (item 161814)
- Gold Adhesive-Backed Swirls (item 161822)

The following will be available for purchase in the Mini Catalog starting January 2023:

- Framed Florets Bundle (item 162407)
- Framed Florets Photopolymer Stamp Set (item 161815)\*
- Framed Florets Dies (item 160623)

I just received this collection in yesterday and absolutely LOVE the dsp....oh my. I plan to add a product based class to the calendar in either December or January. It'll include the DSP, the embellishments, and a matching ribbon and you'll make between 12 and 16 cards. It'll be similar to a stamp a stack.....more details to follow on that as it develops. You can already get your name penciled in if you like...just reach out and let me know. It will most likely be \$50 in-person/porch pickup and \$63 mailed

## The Kits Collection



Kits Collection by Stampin' Up! is the perfect program beginner crafters with its variety and all-inclusive projects. Stampin' Up continues to strengthen that variety by regularly adding new kits to the offering. With that, they are excited to announce the latest Kits Collection addition.

### New Kit Added – Birthday Card Organizer Kit

Get ready for the latest addition to the Kits Collection by Stampin' Up! The Birthday Card Organizer Kit has everything you need to plan ahead and never forget another birthday again!



161056

#### BIRTHDAY CARD ORGANIZER KIT

\$25 USD | \$34 CAD

Available starting 4 October 2022

[UNBOXING VIDEO](#)

[INSTRUCTIONAL PDF](#)

[SHAREABLE IMAGE](#)

(EN | FR)

- Kit includes one 8" x 10" (20.3 x 25.4 cm) monthly planner with space to record birthdays each month as well as a pocket sleeve to hold birthday cards.
- Includes 12 full-size birthday cards, 6 of 2 designs, and 12 coordinating envelopes.
- Includes Glue Dots, Stampin' Dimensionals, Adhesive-Backed Embellishments, and Tear & Tape Adhesive
- Includes die-cut florals and pieces ready for you to use—no prep work required!
- Includes sticker sentiments and die-cut labels in Dutch, English, French, and German
- Coordinating colors: Basic Black, Evening Evergreen, Petal Pink, Sahara Sand, and Soft Succulent

## New Kit Added – Cozy and Bright

Celebrate the season with a card kit that has everything you need to wish those you love a merry Christmas and a joyous New Year. Don't let the holidays overwhelm you—get your all-inclusive kit and make quick multiples everyone will love!



### Kit Includes:

- Cozy & Bright Photopolymer Stamp Set
- Acrylic Stamp Block
- Classic Stampin' Spot: Poppy Parade
- Predesigned projects
- Step-by-step instructions
- Makes 12 cards of 1 design
- Precut pieces (No prep work! Get right to crafting). Including printed die-cut sheets: sticker adhesive sheets & non-adhesive sheets
- A 9-7/8" x 6-1/2" x 2-3/4" printed designer box for storage or crafting on the go
- Product colors: Cajun Craze, Early Espresso, Evening Evergreen, Garden Green, Poppy Parade, Pumpkin Pie
- Gold foil accents
- Folded card size: 5-1/2" x 4-1/4"
- 12 preprinted envelopes
- Enough adhesive to complete projects
- Linen thread

## Card Making Benefit – Saturday, October 1<sup>st</sup>

**UPDATE – We raised \$2,600 for this event.....yay!!!! Thanks to all who supported the cause!**

## Radically Retro Swap Party

We had a great time this past Sunday for the Retro Swap Party.....stay tuned for more details in the new year....we're going to plan another one in the Spring. To be entered in the drawing for October, please tell me how many Christmas cards you're planning to make and if you've started them already or not.

## Next Used Stamp Sale – November 2022

- The next Used Stamp / Scrapbooking & Accessories Sale will be held at the Masonic Center in Fond du Lac, WI, on Saturday, November 26<sup>th</sup> .....Mark your calendars now.
- **Selling** - Please see the selling guidelines by going to the Newsletters section on my website. Important notes: please use a light painters tape or masking tape to mark the prices and your three initials. That way we can pull it off easily to keep track of what sold for who. Use quarter increments. Let me know if you still plan to drop off anything. I will need orders by the day after the sale for customers who sell anything. Also, since I'm no longer storing everything after the sale, you are welcome to bring whatever you'd like to sell including wood stamps...remember that people generally don't buy them so price them to sell.
- **Buying** - Show up during the sale to shop the used stamp sale as well as check out the Small Business Saturday Showcase that I'm cohosting with some friends.
- The selling guidelines document can be found on my website at <https://cardsbychrisb.squarespace.com/newsletters-and-files>
- The event can be found at – CardsbyChrisB.com / events / Nov 26<sup>th</sup>

## Customer Swap Group

The customer swap group is in full swing and they are loving it. There are 13 swapping in **October**...wow! Since it is a month-to-month swap, anyone can join in the fun at any time. All you need to do is let me know you're interested, and I'll add you to the Facebook group for this group. They're already working on the cards for **October**, but you can always get in for the **November** cards.

## Bow Makers and Glue Holders

I have bow makers available for anyone interested. They are \$8 each plus shipping which is usually \$5. Email me if you are interested in getting either one. I can always add one to a package of card kits going out and save you a little on the shipping. I have Bee Creative caddies with no waiting list now...yay! Reach out if you would like to purchase one.

## Personalized Stamps

I hope those that have ordered personalized stamps through Kelly are liking them. For those that are interested in ordering any type of personalized stamp, like for the backs of your cards or for your return address on envelopes it isn't too late to order. Kelly is continuously receiving orders for them and orders them once a sheet fills up. You can reach out to her directly via email at **lamb101715@gmail.com** if you would like to see what is available or if you would like something special designed. You don't need to include me in the correspondence....this is her baby now. Just pop her an email asking her to send you what she has to get started. She'll let you know specific pricing.

## Gift Certificates Are Always Available

Looking for the perfect gift for your crafty friend or family member?? Is someone looking for something to buy you for your birthday? Stampin' Up! products and class passes make the perfect gifts. Let them know that I sell gift certificates and now they can be purchased directly from my online store ([cardsbychrisb.com](http://cardsbychrisb.com)) or by contacting me directly. I can also coordinate the shopping part if they would prefer you open a gift. I'm here to help make it easy to give you the perfect gift! Gift certificates or class passes are always fun to get and use!

## Facebook Notifications

If you like my page and are not seeing posts in your newsfeed, then you should check your settings to ensure notifications are turned on and that your setting is set to standard and not highlights. Some even set the default to see first, then you are guaranteed to see my stuff and that is amazing when the clearance rack is updated.

**Visit My Blog at [www.cardsbychrisb.com](http://www.cardsbychrisb.com) for more details and pictures of cards for upcoming classes.**

You'll find all the current catalogs, events, and host code at [cardsbychrisb.com](http://cardsbychrisb.com).

I hope you were as excited to read the news as I was to write it. Thank you so much for your continued support! You are what makes my job so great!

Happy Stamping and Big Hugs! Christine