

Happy September Everyone!

As summer comes to an end I love to think about what we all squeezed in and am always amazed at how fast it flew by. The kids are going back to school and the temps are getting cooler. I always think we have so much time in front of us when it is Memorial Day weekend and then am amazed how fast Labor Day sneaks up on us.

Thank you again to all of you for your support this last month! I appreciate the in person and online support! The summer was amazing and I'm happy I got to craft and create so much with you! I couldn't do it without ALL of you! THANK YOU SO VERY MUCH! You all are the best. I know you can choose who you shop through and take classes with and I always appreciate when you pick me.

Melanie Foy was the winner of the half off bundle, **Cottage Rose**. This prize was awarded for sharing a FB video and being in the VIP group. Please reach out to me if you're on my team or placed an order with me in the last 6 months and you're not in the VIP group. I would love to add you. The **August** Newsletter \$10 product gift certificate was won by **Traci Soeller**. The Mystery Card Night drawing was held a couple weeks ago, and **Mary Lu Moss and Jeanne Terwilliger** won prizes. The Top Fan prizes for August went to **Arlys Knoop, Judy Immel, Gwen Petrashek, and Cheri Pyer**. **Anna Rebedew** won the **August** Monthly Creative Challenge Drawing and **Jody Stormoen** won the **August** Class Card Challenge. **Tracy Sorge** won the Bee Happy Stampers Team Challenge Drawing....wow! Plus all the cards I made during lives were won and the door prizes from the Facebook Live classes....so many prizes! Congratulations to all!!

Upcoming Classes – I'd love for you to join in for some stamping fun!

Stamping with ME = FUN

Please RSVP to me as soon as you know you're going to attend class, so I can plan the number of kits to prepare for class and ensure there is space and a set of kits for you.

I have Facebook Live Online classes on Thursday nights....and some Monday nights or afternoons...and some Friday nights...and Sunday afternoons for those that aren't local. I'd love for you to join me live or catch the replay. Please RSVP for online classes if you want to make the cards along with me. Please note – the central source to look for what classes are coming up is always at cardsbychrisb.com – go to the Events calendar

Email chrismbertram@msn.com, call / text to 920-960-4390 or pop me a FB message. You can see my whole schedule online at cardsbychrisb.com in the newsletters link. Please note that the amounts shown below for class fees are if paid with cash or check at class. There's a lot coming up this month.

Host Codes Used to get Classes for FREE!

I provide kits for classes for free if the minimum amount is purchased in an order and the host code is used. In the past, if you forgot to add it before checking out, I or you could call Stampin' Up! to have it added to qualify for the class. Going forward, they are limiting it to 10 per month. **Please do your best to get it added before checking out.** ☺ You can always find the current host code at cardsbychrisb.com and go to the events link. It is on the right side on computers and under the calendar if you're on your phone. See the screenshot on the next page to see where it is located....under the photo of me. I have some past classes still available and don't worry if you forget and qualify with the minimum amount because I'll send you one of the amazing past classes as a gift and thank you. You could contact SU directly if you catch it right after you submit it and they most likely would add it for you – call **800-stampup**.

September 2022

Christine Bertram

I'm a paper crafter, card designer, class instructor, and stamping enthusiast!

Independent Stampin' Up!
Demonstrator Since 2013
Fond du Lac, Wisconsin, USA
920-960-4390

Use this Host Code/Link when ordering online:
XAAH2EJ7
<https://www.stampinup.com?hostcode=XAAH2EJ7>
Click **HERE** to go to the website directly.

(AS OF 9/1/22)

stampingup.com/cart


UNITED STATES Find a Demonstrator

SHOP PRODUCTS NEW SPECIALS

STAMPIN' UP!

JOIN HOST

SHIPPING CART

Item	Price	Qty	Subtotal
 149660 IMPRESSION MATS	\$10.00	1	\$10.00

HOST CODE (OPTIONAL)
KKEG7BMR **APPLY**

SELECT A STAMPIN' UP! DEMONSTRATOR ⓘ

SEARCH BY NAME

Name

The easiest way to register for a class is to RSVP to Christine at 920-960-4390 (text/call) or chrismbertram@msn.com as soon as you know you want to attend. I can add you to the class list and verify the amount needed to order or to be paid and confirm there is space in the class. This gives you the option to get the 'cash' discount pricing.

You can also register via the cardsbychrisb.com website and use your credit card to pay. A small convenience fee is charged then.

Class Schedule

You can always find a copy of the current class schedule in a pdf format in the newsletter section at CardsbyChrisb.com – go to newsletters - this is where you can always find an up-to-date copy.

Perfect Partners



Some things are great on their own but become epic when they are paired with something else: cereal and milk, toast and butter, Fred Astaire and Ginger Rogers. We may be biased, but our favorite combo is our stamp sets and dies—and that’s what the Perfect Partners promotion is all about!

SU created six new dies that coordinate with stamp sets in the 2022–2023 Annual Catalog and the July–December 2022 Mini Catalog. These coordinating dies will only be available during this promotion and will not be offered in any catalog.

These stamp sets and dies are available separately or as a bundle. By buying the bundle, you will save 10% off the retail price.

Put these wonderful stamp sets and dies together for more papercrafting fun! Order now!

You can find a copy of the flyer at CardsbyChrisB.com – go to Blog & News, and then Newsletters & Files

ITEM NUMBER	BUNDLE NAME	BUNDLE PRICE	DIES ITEM	DIES ITEM NAME	PRICE	STAMP ITEM	STAMP ITEM NAME	PRICE
162526	Apple Harvest (EN)	\$53.00 USD \$72.75 CAD	160255	Apple Blossoms Dies	\$35.00 USD \$48.00 CAD	159944	Apple Harvest	\$24.00 USD \$33.00 CAD
162527	Le temps des pommes (FR)	\$53.00 USD \$72.75 CAD	160255	Apple Blossoms Dies	\$35.00 USD \$48.00 CAD	159947	Le Temps Des Pommes (FR)	\$24.00 USD \$33.00 CAD
162519	Fresh Cut Flowers	\$50.25 USD \$69.25 CAD	160251	Fresh Cut Stems Dies	\$34.00 USD \$47.00 CAD	159018	Fresh Cut Flowers	\$22.00 USD \$30.00 CAD
162521	This Birthday Piggy	\$48.50 USD \$67.50 CAD	160254	Playful Piggy Dies	\$31.00 USD \$43.00 CAD	159107	This Birthday Piggy	\$23.00 USD \$32.00 CAD
162522	Trimming The Tree (EN)	\$46.75 USD \$64.75 CAD	160256	Tree Trimming Dies	\$34.00 USD \$47.00 CAD	158972	Trimming The Tree	\$18.00 USD \$25.00 CAD
162524	Sapin bien garni (FR)	\$46.75 USD \$67.50 CAD	160256	Tree Trimming Dies	\$34.00 USD \$47.00 CAD	160244	Sapin bien garni (FR)	\$18.00 USD \$25.00 CAD
162520	Waterfall Canyon	\$53.00 USD \$72.75 CAD	160252	Waterfall Canyon Dies	\$37.00 USD \$51.00 CAD	158927	Waterfall Canyon	\$22.00 USD \$30.00 CAD
162529	Yeti To Party (EN)	\$41.25 USD \$57.50 CAD	160253	Yeti Dies	\$28.00 USD \$39.00 CAD	159826	Yeti To Party	\$18.00 USD \$25.00 CAD
162530	Gentil yéti (FR)	\$41.25 USD \$57.50 CAD	160253	Yeti Dies	\$28.00 USD \$39.00 CAD	159828	Gentil yéti (FR)	\$18.00 USD \$25.00 CAD

Weekly Deals – All through September

WEEKLY DEALS

1-28 September

Every week in the month of September we're offering a selection of discounted products. Discounts and product selection will vary from week to week.













- New products added each week on 1, 8, 15, and 22 September.
- Promotion ends 28 September.
- Product options and discounts vary based on inventory availability.
- Discounted items can be added to a Starter Kit.

WEEKLY DEALS

1-28 September

Every week in the month of September Stampin' Up! is offering a selection of discounted products. Discounts and product selection will vary from week to week.

Week 1 – September 1-7:

 <p>150666 SPLENDID DAY 12" X 12" (30.5 X 30.5 CM) SPECIALTY DESIGNER SERIES PAPER SALE \$12.00 \$15.00</p>	 <p>150241 KRAFT NOTE CARDS & ENVELOPES SALE \$8.00 \$10.00</p>	 <p>150138 BRUSHED BRASS BUTTERFLIES SALE \$8.00 \$10.00</p>	 <p>150146 CLASSIC MATTE DOTS SALE \$6.30 \$7.00</p>
 <p>156618 SUMMER SHADOWS DIES SALE \$27.20 \$34.00</p>	 <p>156766 BRUSHED METALLIC ADHESIVE BACKED DOTS SALE \$0.10 \$0.20</p>	 <p>156969 KRAFT GIFT BOXES SALE \$8.00 \$10.00</p>	 <p>159729 KRAFT 6" X 6" (15.2 X 15.2 CM) PAPER PACK SALE \$4.80 \$6.00</p>
 <p>155570 ROUND & SQUARE BRADS SALE \$6.10 \$7.00</p>	 <p>155881 LINEN 12" X 12" (30.5 X 30.5 CM) SPECIALTY PAPER SALE \$4.80 \$6.00</p>	 <p>152072 PALE PAPAYA 3/8" (1 CM) OPEN WEAVE RIBBON SALE \$6.30 \$7.00</p>	 <p>155691 SNOWFALL ACCENTS PUFF PAINT SALE \$3.60 \$4.50</p>

Paper Pumpkin September 2022 – Spooky Treats



Get your Halloween crafting on with the Spooky Treats Paper Pumpkin Kit. This month's kit includes everything you need to make 18 absolutely adorable (and just the right amount of spooky) treat boxes—that's 6 each of 3 unique designs! No need to let the season creep up on you; subscribe and order your kit today.

Plus, SU is putting the TREAT in trick-or-treat with a special GIVEAWAY on social media starting September 5th at 9:00 am (MT)! Simply follow @PaperPumpkin on Instagram or the Paper Pumpkin page on Facebook, like either post, and mention three friends in the comments for your chance to win one of two personalized JBL speakers. You'll have to be quick because the giveaway closes September 8th at 4:00 pm (MT). Don't miss out on this fang-tastic opportunity!

This kit includes:

- This month's kit contains enough elements to create 18 treat boxes—6 each of 3 designs. This all-inclusive kit includes printed box bases and tops, die-cut paper pieces, adhesives, and more!
- The Spooky Treats Paper Pumpkin Kit includes an Orchid Oasis Classic Stampin' Spot!
- This kit's stamp set puts the TREAT in trick-or-treat with fun, Halloween-themed sentiments and designs. Embrace the spooky season with ghost, bat, spider, and star images.
- This kit also includes a special peek-through box top on one of the box designs.

Finished box size: 2-1/2" x 3" x 1"

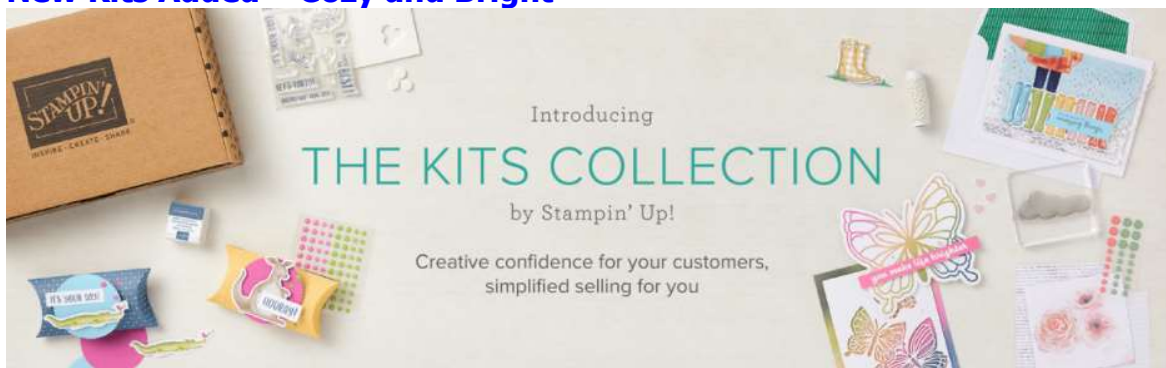
Coordinating Stampin' Up! colors: Basic Black, Gray Granite, Orchid Oasis, Fresh Freesia, Crushed Curry, Pumpkin Pie

Subscription Information - Buy a 1, 3, 6, or 12 month prepaid subscription through me or subscribe at mypaperpumpkin.com/en/?demoid=2127905 by **September 10th** and you will receive the **September** kit.

To Subscribe – Go to the link above on the link above OR - you can get a 1 month, 3 month, 6 month, or 12 month prepaid subscription in my online store (save money on 3, 6, and 12 month subscriptions)

The Kits Collection

New Kits Added – Cozy and Bright



Kits Collection by Stampin' Up! is the perfect program beginner crafters with its variety and all-inclusive projects. Stampin' Up continues to strengthen that variety by regularly adding new kits to the offering. With that, they are excited to announce the latest Kits Collection addition.

New Kit Added – Cozy and Bright

Celebrate the season with a card kit that has everything you need to wish those you love a merry Christmas and a joyous New Year. Don't let the holidays overwhelm you—get your all-inclusive kit and make quick multiples everyone will love!



160338

COZY & BRIGHT KIT

\$23 USD | \$32 CAD

Available starting 3 August 2022

Available in English and French

[UNBOXING VIDEO](#)

[INSTRUCTIONAL PDF](#)

[SHAREABLE IMAGE](#)

(EN | FR)

Kit Includes:

- Cozy & Bright Photopolymer Stamp Set
- Acrylic Stamp Block
- Classic Stampin' Spot: Poppy Parade
- Predesigned projects
- Step-by-step instructions
- Makes 12 cards of 1 design
- Precut pieces (No prep work! Get right to crafting). Including printed die-cut sheets: sticker adhesive sheets & non-adhesive sheets
- A 9-7/8" x 6-1/2" x 2-3/4" printed designer box for storage or crafting on the go
- Product colors: Cajun Craze, Early Espresso, Evening Evergreen, Garden Green, Poppy Parade, Pumpkin Pie
- Gold foil accents
- Folded card size: 5-1/2" x 4-1/4"
- 12 preprinted envelopes
- Enough adhesive to complete projects
- Linen thread

Other new kits that were added recently show below.

STAMPING KITS



160171

THE BEST REMEDY

\$23 USD | \$32 CAD


Available in English and French

[UNBOXING VIDEO](#)

[INSTRUCTIONAL PDF](#)

[SHAREABLE IMAGE](#)

(EN | FR)



160168

LOVE THIS MEMORY NOTEBOOK KIT

\$25 USD | \$34 CAD

Also available in French

[UNBOXING VIDEO](#)

[INSTRUCTIONAL PDF](#)

[SHAREABLE IMAGE](#)

(EN | FR)

Card Making Benefit to support O.U.R. on World Card Making Day – October 1st



World Card Making Day is all about making beautiful, heartfelt cards. Join us on October 1st to celebrate World Card Making Day. This is a favorite holiday for papercrafters because it brings us together to make cards and spread joy and love.

Card Making Benefit – Saturday, October 1st

Make 5 fall/holiday cards for a minimum \$25 donation (contact Christine if you would like to make a bigger donation)

Register by September 22nd with payment. RSVP to (920) 960-4390 to pay via cash or check.

RSVP to www.cardsbychrisb.com/events to pay via credit card.

Can't make it? You will still receive 5 made cards with your donation if you are unable to attend - choose the MAILED option when registering.

Come out and support the cause | Raffles and Silent Auction

Radically Retro Swap Party

Join in a FUN swap that two of my Bee Happy Stampers Team Members thought would be totally awesome. They are calling it the Radically Retro Swap Party. It will be held in person and via Zoom on Sunday, October 16th from 2 - 4 pm cst.

There aren't many rules, but there are a few that you will need to follow.

1 - You must use a radically retro (retired) Stampin' Up! stamp set (it cannot be a current and available for purchase set). They would like you to pick that stamp set you bought with good intentions and never used or use an oldie but a goodie that is well loved.

2 - Everything else that you use must be Stampin' Up retired products except the cardstock and ink colors can be current if you wish....or heck, use those retired colors!

3 - Swaps must be in a clear envelope (Stampin' Up brand and unsealed is definitely preferred). Please include your name on a post it note or slip so everyone knows who it is from. Do **not** stamp your name on the cards or they will be returned.

4 - For those participating by mail, please mail the cards to Christine Bertram, 575 E 11th St, Fond du Lac, WI 54935 so they are received by October 13th. Please include \$6 cash or check for return postage. A zoom will be set up so you can participate virtually. Details will be provided after the sign up period is closed.

5 - For those that are local and would like to participate in person, please include that with your RSVP so we can get a head count.

6 - RSVP by clicking **going to the event at cardsbychrisbcom (events/Oct 16)** to let us know that you would like to participate by **Monday, September 19th** so the final count can be provided to everyone participating soon after. You will make the number of cards equal to the number of people who sign up.

7 - Cards submitted using non SU products will be returned...so sorry if this happens. Ask me if you are uncertain....I've been using SU products for 20+ years.

8 - We love layers and embellishments and ribbon and Stella is our very best friend. We'd love for you to make a fabulous card to share. :-)

9 - We are going to cap the swap in groups at 20 to help people plan. For those wanting cards from everyone you will be in multiple groups and need to design a different card for each group.

After the deadline is reached I will notify everyone the exact number to bring or send to me and which group(s) you are in. To be entered in the drawing for September Newsletter, please let me know what your favorite current Stampin' Up! Color is.

It will be a lot of fun seeing our retired stamps brought back to life!

Nourish and Flourish Kit



CRAFT FOR A CAUSE

Help us make a difference with the Nourish & Flourish Kit! Food scarcity is an issue facing communities across the globe. And with your help, we hope to make a difference. With every Nourish & Flourish kit purchased by you, we're donating \$3 to organizations fighting to end food scarcity.

The Nourish & Flourish Kit is made of your spring picnic dreams. With a deliciously bright color palette you'll love creating the springtime cards while knowing your crafting is making a difference!

- Kit includes 9 embossed card bases—3 each in 3 designs—and 9 coordinating envelopes
- Includes sticker sheets, die cuts, and die-cut labels
- Includes an insulated 9" x 6-1/2" x 6-1/4" (22.9 x 16.5 x 15.9 cm) lunch bag
- Finished card size: 5-1/2" x 4-1/4" (14 x 10.8 cm)
- Coordinating colors: Calypso Coral, Daffodil Delight, Old Olive, Petal Pink, Pool Party, Shaded Spruce

Next Used Stamp Sale – November 2022

The next Used Stamp / Scrapbooking & Accessories Sale will be held at the Masonic Center in Fond du Lac, WI, on Saturday, November 26thMark your calendars now.

Selling - Please see the selling guidelines by going to the Newsletters section on my website. Important notes: please use a light painters tape or masking tape to mark the prices and your three initials. That way we can pull it off easily to keep track of what sold for who. Use quarter increments. Let me know if you still plan to drop off anything. I will need orders by the day after the sale for customers who sell anything. Also, since I'm no longer storing everything after the sale, you are welcome to bring whatever you'd like to sell including wood stamps...remember that people generally don't buy them so price them to sell.

Buying - Show up during the sale to shop the used stamp sale as well as check out the Small Business Saturday Showcase that I'm cohosting with some friends.

The selling guidelines document can be found on my website at <https://cardsbychrisb.squarespace.com/newsletters-and-files>

The event can be found at – CardsbyChrisB.com / events / Nov 26th

Customer Swap Group

The customer swap group is in full swing and they are loving it. There are 13 swapping in **September**...wow! Since it is a month-to-month swap, anyone can join in the fun at any time. All you need to do is let me know you're interested, and I'll add you to the Facebook group for this group. They're already working on the cards for **September**, but you can always get in for the **October** cards.

Bow Makers and Glue Holders

I have bow makers available for anyone interested. They are \$8 each plus shipping which is usually \$5. Email me if you are interested in getting either one. I can always add one to a package of card kits going out and save you a little on the shipping. I have Bee Creative caddies with no waiting list now...yay! Reach out if you would like to purchase one.

Personalized Stamps

I hope those that have ordered personalized stamps through Kelly are liking them. For those that are interested in ordering any type of personalized stamp, like for the backs of your cards or for your return address on envelopes it isn't too late to order. Kelly is continuously receiving orders for them and orders them once a sheet fills up. You can reach out to her directly via email at **lamb101715@gmail.com** if you would like to see what is available or if you would like something special designed. You don't need to include me in the correspondence....this is her baby now. Just pop her an email asking her to send you what she has to get started. She'll let you know specific pricing.

Gift Certificates Are Always Available

Looking for the perfect gift for your crafty friend or family member?? Is someone looking for something to buy you for your birthday? Stampin' Up! products and class passes make the perfect gifts. Let them know that I sell gift certificates and now they can be purchased directly from my online store (cardsbychrisb.com) or by contacting me directly. I can also coordinate the shopping part if they would prefer you open a gift. I'm here to help make it easy to give you the perfect gift! Gift certificates or class passes are always fun to get and use!

Facebook Notifications

If you like my page and are not seeing posts in your newsfeed, then you should check your settings to ensure notifications are turned on and that your setting is set to standard and not highlights. Some even set the default to see first, then you are guaranteed to see my stuff and that is amazing when the clearance rack is updated.

Visit My Blog at www.cardsbychrisb.com for more details and pictures of cards for upcoming classes.

You'll find all the current catalogs, events, and host code at cardsbychrisb.com.

I hope you were as excited to read the news as I was to write it. Thank you so much for your continued support! You are what makes my job so great!

Happy Stamping and Big Hugs!

Christine